

Requerimientos CORREDERA

Nombre cliente Customer name	Proyecto Project	Referencia OGC OGC project reference
Responsable de proyecto Project manager	Correo electrónico Email	Fecha Date

1- Acabados / Color
Finishes / Color

Guías

30 Pecan Brown Tex	31 Mocha Brown Tex	21 Negro Mate Tex	22 Blanco Mate Tex
34 Gunmetal Grey/Tex	35 Oxide Cooper Tex	32 Hichory Brown/Tex	33 Anchor Grey Tex
		51 Anodic Gold	60 Natural Oak

2- Grueso de vidrio (CLIENTE)
Glass thickness (CUSTOMER)

6mm	8mm
<input type="checkbox"/>	<input type="checkbox"/>

COLOR GUÍA

Paneles

30 Pecan Brown Tex	31 Mocha Brown Tex	21 Negro Mate Tex	22 Blanco Mate Tex
34 Gunmetal Grey/Tex	35 Oxide Cooper Tex	32 Hichory Brown/Tex	33 Anchor Grey Tex
		51 Anodic Gold	60 Natural Oak

COLOR PANEL

3- Tirador
Handle

21061300
Tirador Uñero 613

21061400
Tirador Uñero 614

22002400
Tirador Integrado MAX

4- Uñero
Pull handle

23021600
Uñero Frontal

2.A- Tipo de vidrio
Glass thickness

VIDRIO A	VIDRIO B
<input type="checkbox"/>	<input type="checkbox"/>

	01 Extra Clear	02 Bronze	03 Grey	
	40 Extra Clear Matte	41 Bronze Matte	42 Grey Matte	
	60 Narrow Ribbed extra size	61 STRECH Incoloro Matte	62 STRECH Bronze Matte	63 STRECH Grey Matte
	70 Reflective Transparent	71 Reflective Bronze	72 Reflective Grey	
	00 Dark Grey			
	100 Dark Grey Matte			

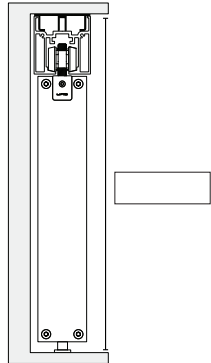
Acabado Vidrio 6 mm Glass Finishes 6mm	A1	01	02	03	
	A2	40	41	42	
	A3	60	61	62	63
	A4	70	71	72	
	A5	00			
	A6	100			

	01 Extra Clear	02 Bronze	03 Grey	
	40 Extra Clear Matte	41 Bronze Matte	42 Grey Matte	
	60 Narrow Ribbed extra size			
	80 White Linen	81 White Linen and Bronze	82 Bronze Metal Mesh	83 Silver Metal Mesh
	84 Bronze Metal Mesh LARGE	85 Gold Metal Mesh		

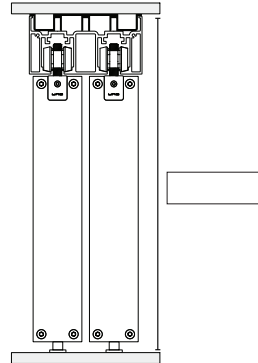
Acabado Vidrio 8 mm Glass Finishes 8mm	B1	01	02	03	
	B2	40	41	42	
	B3	60			
	B5	80	81	82	83
	B5	84	85		

5- Sistemas con guía de superficie
Surface guided systems

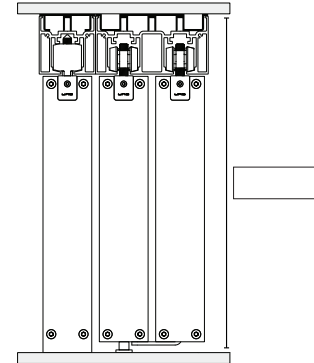
4.1-Guía de superficie 1 carril
Surface guide 1 rail



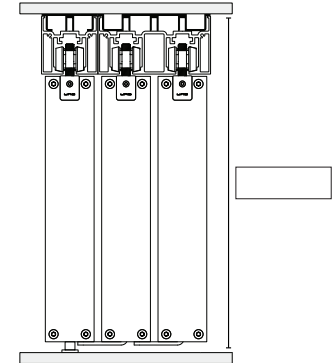
4.2-Guía de superficie 2 carriles
Surface guide 2 rails



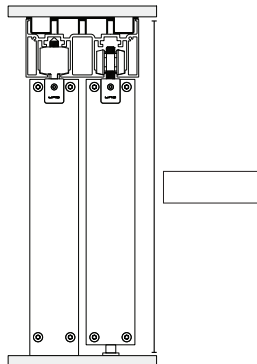
4.5-Guía de superficie 3 carriles 1 fijo
Surface guide 2 rails 1 fixed



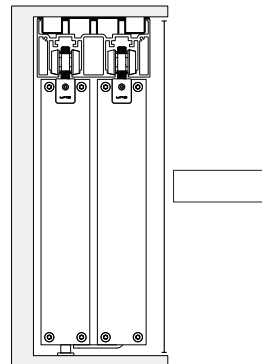
4.6-Guía de superficie 3 carriles
Surface guide 2 rails 1 fixed



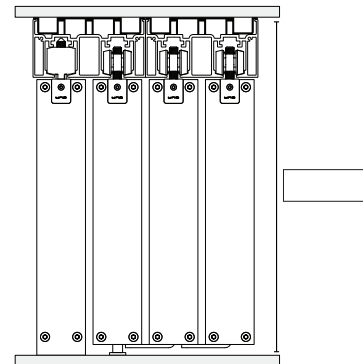
4.3-Guía de superficie 2 carriles 1 fijo
Surface guide 2 rails 1 fixed



4.4-Guía de superficie 2 carriles 1 fijo
Surface guide 2 rails 1 fixed



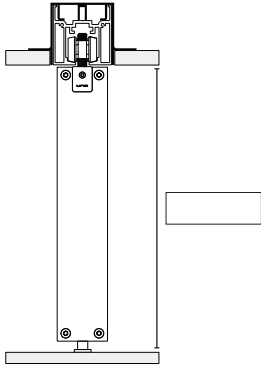
4.7-Guía de superficie 4 carriles
Surface guide 1 rail



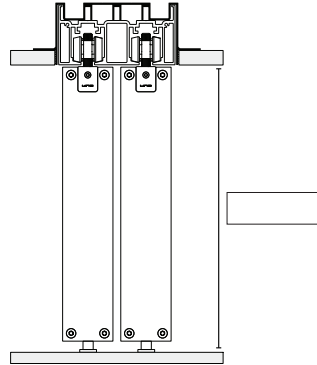


5- Sistemas con guía oculta
Systems with concealed guidance

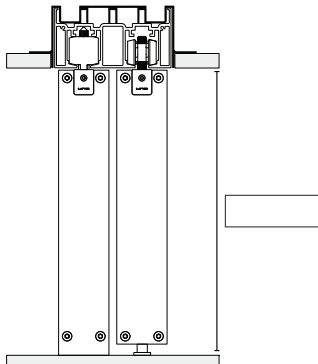
4.8-Guía oculta 1 carriles 1fijo
Surface guide 2 rails 1 fixed



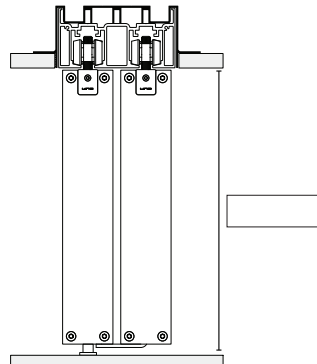
4.9-Guía oculta 2 carriles
Surface guide 2 rails 1 fixed



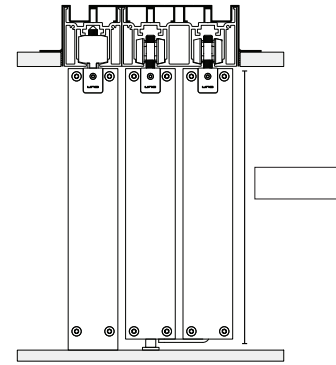
4.10-Guía oculta 2 carriles 1fijo
Surface guide 2 rails 1 fixed



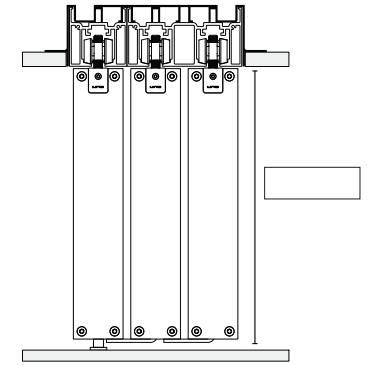
4.11-Guía oculta 2 carriles
Surface guide 2 rails 1 fixed



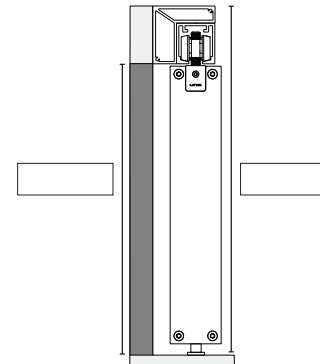
4.12-Guía oculta 3 carriles
Surface guide 1 rail



4.13-Guía oculta 3 carriles
Surface guide 2 rails



4.14-Guía simple con frontal
Simple guide with front



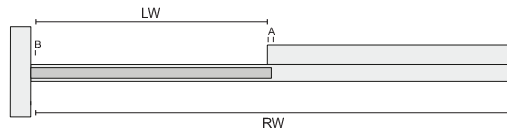
Muy importante
En las guías de dos o mas carriles podemos fijar los paneles que deseemos, lo que nos permite hacer diferentes combinaciones en las instalaciones.

Very important
In the guides of two or more rails we can fix the panels that we want, which allows us to make different combinations in the installations.



6- Anchura de los paneles
Panel width

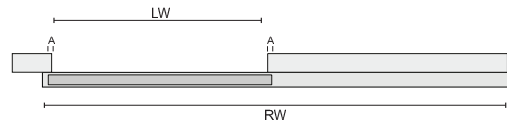
GS1-MW (B) / GC1-MW (B)



LW =

RW =

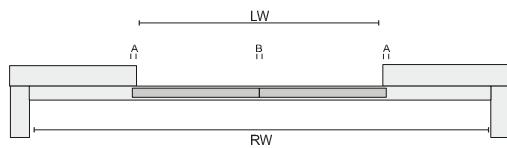
GS1-MW (A) / GC1-MW (A)



LW =

RW =

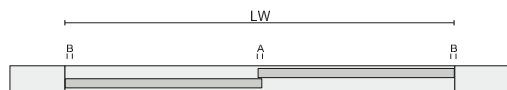
GS1-2MW / GC1-2MW



LW =

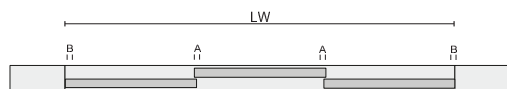
RW =

GS2-MF / GC2-MF
GS2-2M / GC2-2M



LW =

GS2-2MF / GC2-2MF



LW =

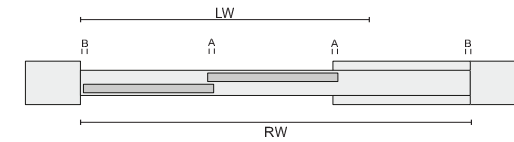
GS2-2M2F / GC2-2M2F



LW =



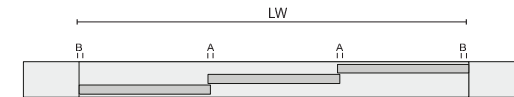
GS2-2MAW / GC2-2MAW



LW =

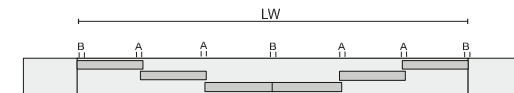
RW =

GS3-2MAF / GC3-2MAF



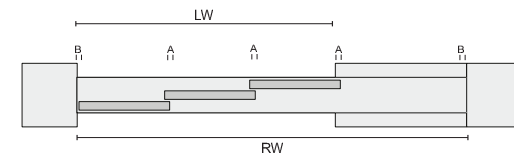
LW =

GS3-4MA2F / GC3-4MA2F



LW =

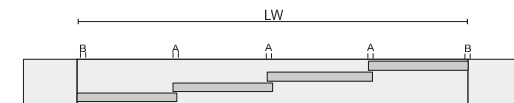
GS3-3MAW / GC3-2MAW



LW =

RW =

GS4-3MAF



LW =

LEYENDA DE VARIABLES / VARIABLE LEGEND	
LW	ANCHURA DEL HUECO DE LUZ / WIDTH OF THE LIGHT OPENING -
RW	ANCHURA DE LA GUIA / GUIDE WIDTH -
A	SUPERPOSICIÓN DE PUERTAS / DOOR OVERLAPPING 16 MM
B	FRANQUICIA ENTRE MARCO Y PARED / BETWEEN FRAME AND WALL FRANCHISE 2 MM



Anotaciones o especificaciones relevantes

Anotaciones o especificaciones relevantes

Requerimientos PIVOTANTE